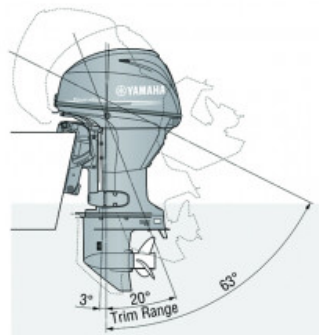
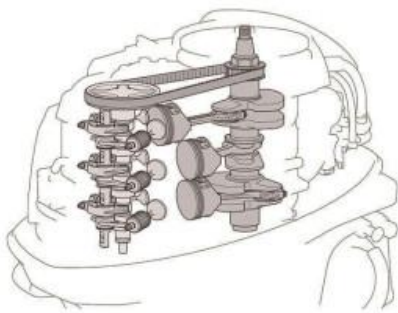


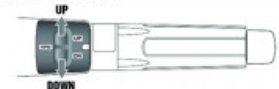


F30

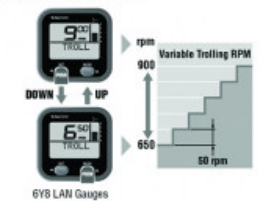
POA



■ Tiller Handle Model



■ Remote Control Model



Specifications

Boat Details

Price	POA	Boat Brand	Yamaha
Model	F30	Length	0.00
Year	2025	Category	Boat Engines and Outboards
Hull Style		Hull Type	
Power Type	Power	Stock Number	F30LA
Condition	New	State	Queensland
Suburb	PIALBA	Engine Make	

Disclaimer

Our company offers the details of this vessel in good faith but cannot guarantee or warrant the accuracy of this information nor warrant the condition of the vessel. A buyer should instruct his agents and/or surveyors to investigate such details buyer desires validated. This vessel is offered subject to prior sale, price change or withdrawal without notice.



Description

If you're into fishing on your weekends, then you can't go past the exceptionally fuel-efficient and strong-performing Yamaha F30 Four-Stroke.

Efficient and reliable, the F30 features Yamaha's Multi-Point Electronic Fuel Injection (EFI) system, matched with a micro-processor controlled system to deliver reliable turnkey hot and cold starting, improved fuel economy, increased power-delivery, lower emissions, and an overall smoother and quieter operation.

Delivering plenty of performance from the compact 747cc 3-cylinder, marine engine, the F30 offers exceptional versatility with both forward or tiller handle control options. The forward control option can be matched with digital gauges, including Yamaha's feature packed Command-Link system. While the optional Multi-Function Tiller Handle comes with trim, shift, and throttle controls, as well as 'start-in-gear' protection and warning horn alerts, all integrated into the ergonomic handle. Technical Specification

HeightL: 536 [21.1]

WeightL: 98

Engine4-Stroke, SOHC In-line 3

Displacement747.0

Bore65 x 75

Max RPM5000-6000

LubricationWet-sump

FuelEFI

IgnitionDC-CDI

StarterElectric

Alternator12V - 17A with Rectifier Regulator

OperationMechanical Control (Optional Tiller Handle Available)

TiltPower Trim & Tilt

GaugesOptional

Network GaugesOptional

Gear Ratio2.00 : 1

Engine Details

Horse Power

30

Disclaimer

Our company offers the details of this vessel in good faith but cannot guarantee or warrant the accuracy of this information nor warrant the condition of the vessel. A buyer should instruct his agents and/or surveyors to investigate such details buyer desires validated. This vessel is offered subject to prior sale, price change or withdrawal without notice.